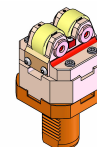


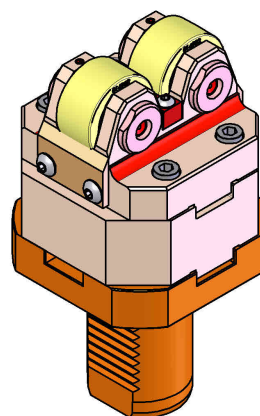
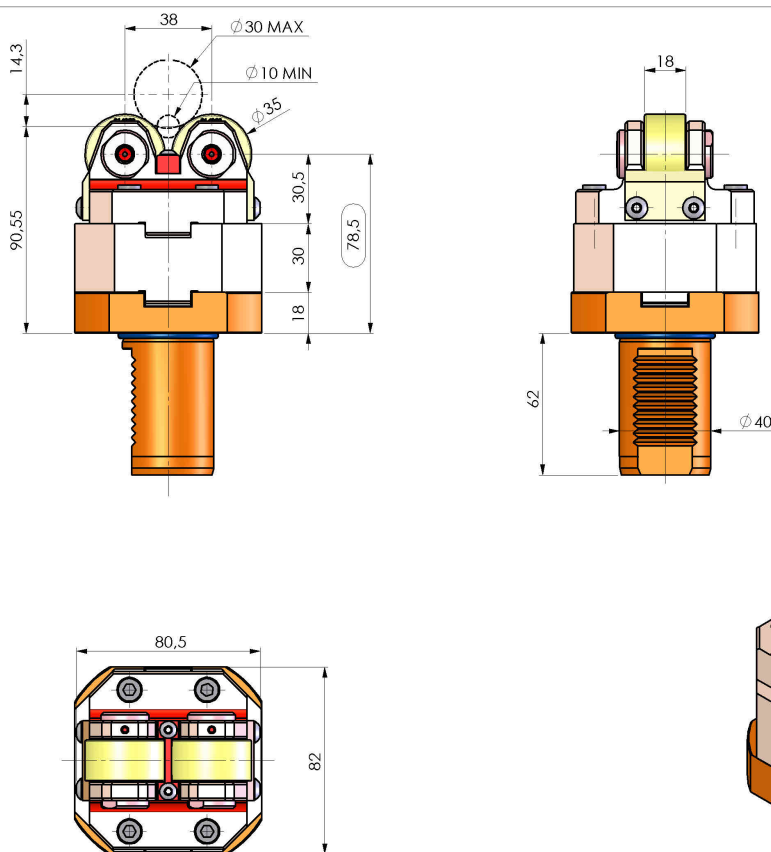
## 05033300 - SUPP ALB AX 10-30 VDI40 TW

<b>Tipo</b>	SHAFT SUPPORT Supporto alberi
<b>Attacco</b>	VDI 40
<b>Uscita utensile</b>	Supporto albero $\varnothing 10$ - $\varnothing 30$
<b>Raffreddamento</b>	N.D.
<b>H [mm]</b>	78.5
<b><math>\varnothing</math> Min [mm]</b>	10
<b><math>\varnothing</math> Max [mm]</b>	30
<b>Accessori</b>	N.D.
<b>Note</b>	N.D.
<b>Note per il montaggio</b>	Torretta inferiore



**ATTENZIONE: VERIFICARE L'ORIENTAMENTO DELLA DENTATURA VDI**

Verificare sempre gli ingombri del portautensile in torretta



DATE/DATE	05033300-R011
29/03/2017	

Salvo modifiche tecniche